



GRE ADMISSION REQUIREMENTS

ACROSS UW'S GRADUATE PROGRAMS

Highlights

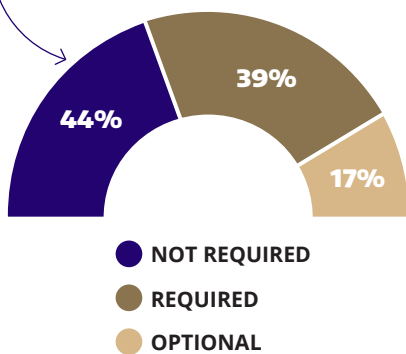
The number of programs that require the Graduate Record Examination (GRE) for admission has decreased by about **9%** since 2018.

The School of Medicine, the College of Arts and Sciences, and the College of the Environment had the most programs that stopped requiring the GRE for admission since 2018.

41% of 2020 Applicants were not required to submit GRE scores for admission.

44% of programs with 400 or more applicants are not requiring the GRE.

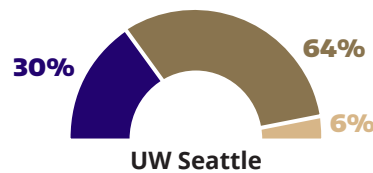
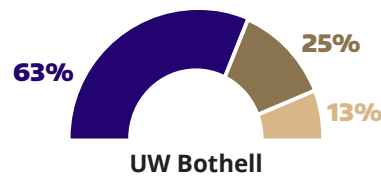
NOTE: The Schools of Nursing, Law, and Social Work do not require test scores and are excluded from this analysis as are programs requiring the GMAT



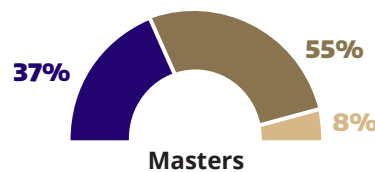
2020 GRE Requirement Overview

● NOT REQUIRED ● REQUIRED ● OPTIONAL

BY CAMPUS



BY PROGRAM TYPE*



BY COLLEGE

College	Not Required	Required	Optional
School of Medicine	60%	40%	
Interdisciplinary Graduate Programs	55	36	9
School of Pharmacy	43	57	
Interschool or Intercollege Programs	36	55	9
College of Education	33	67	
The Information School	33	50	17
College of Arts and Sciences	30	65	5
College of Engineering	28	63	9
College of Built Environments	27	72	
School of Dentistry	25	75	
College of the Environment	19	75	6
Evans School of Public Policy & Governance	19	89	
School of Public Health	8	71	21

THE GRADUATE SCHOOL

G-1 Communications Building
Box 353770

Seattle, Washington, 98195-3770

206.543.5900 | grad.uw.edu

*Educational Specialist degree applicants are not required to submit GRE scores.

Testimonial

“Since dropping the GRE requirement, I have not seen any decrease in quality of the MSDS students. In fact, the students admitted through our holistic process are even more engaged with the program.”

ADRIAN DOBRA, Program Chair, Master of Science in Data Science/Professor, Department of Statistics

The Master of Science in Data Science (MSDS) eliminated the requirement for the GRE in 2018. As is the case in many programs, the GRE is not strongly predictive of success; and, more specifically to this program, it tended to discourage working professionals from applying, and the math section of the GRE was not sufficiently challenging. The MSDS program also eliminated the statement of purpose and instead instituted three required and one optional essay questions.

In just one year, the program went from 28% women enrolled to 58% and 4% URM students to 6%; an increase in the overall yield rate from 44% to 59%; matriculated the largest cohort in the history of the program, a 41% growth from the previous year; and the most selected class in the program’s history, 12% acceptance rate.

Analysis

A two-year span was undertaken for comparison as 2018 was when the Graduate School started making concerted efforts toward holistic admissions processes. The 2020 data is based upon pre-COVID-19 numbers, as the bulk of admissions were completed before the pandemic.

NOTE: The Schools of Nursing, Law, and Social Work do not require test scores and are excluded from this analysis as are programs requiring the GMAT

GRE Requirement Changes

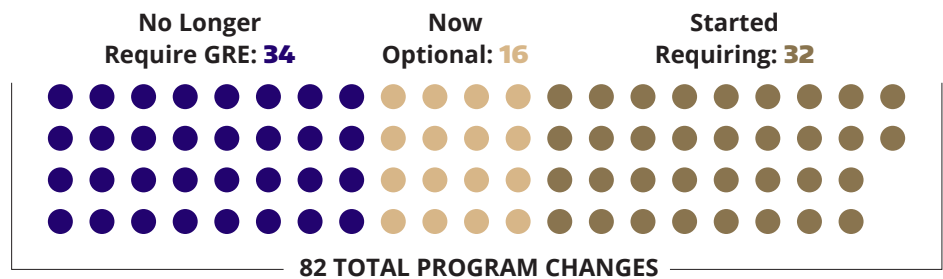
● NOT REQUIRED ● REQUIRED ● OPTIONAL

COMPARISON, BY YEAR



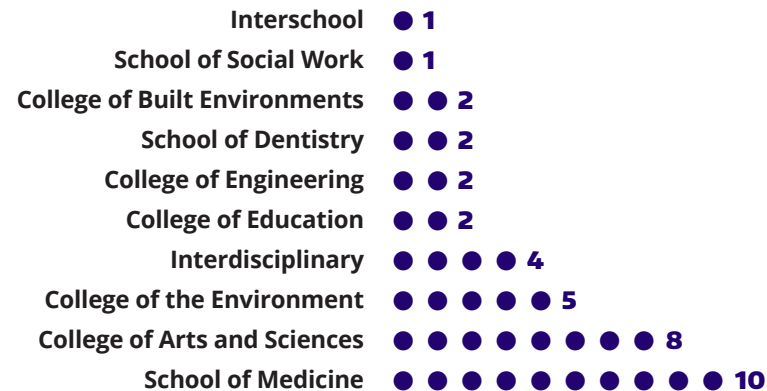
PROGRAM CHANGES, 2018 TO 2020

New programs excluded



PROGRAMS NO LONGER REQUIRING GRE

By college



COMPARISON OF PEER SCHOOLS

